

I love shopping, help

choose between languages: English, Deutsch, Espanol, Français or Italiano



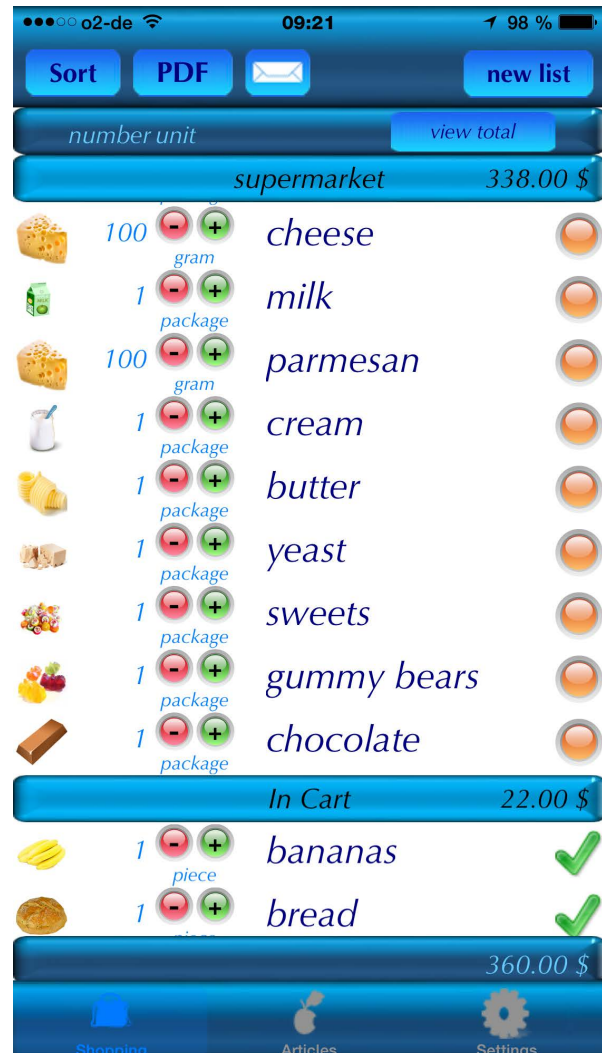
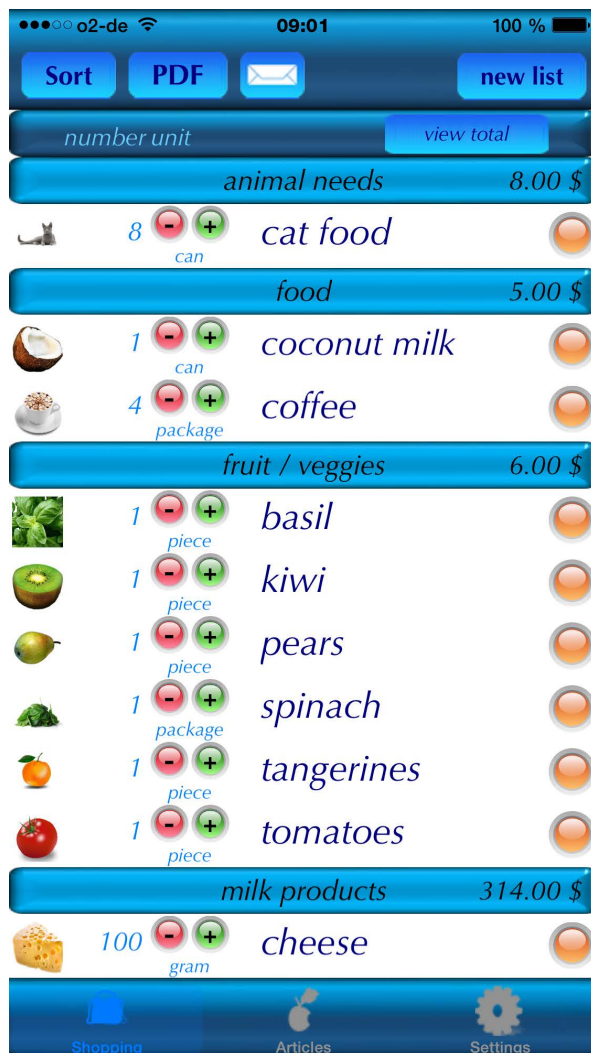
English

Deutsch



tap on **Sort** to group by categories or by shop
 tap on **new list**, to generate a new shoppinglist with all favorites on it
 tap on **view total** to see prices and totals
 tap on **Mail** to send the shoppinglist by mail
 tap on **PDF** to create a PDF-File, which you can print via iBooks
 tap on **+** and **-** to increase or decrease the number
 you can edit numbers manually
 you can edit the unit

Shoppinglist arranged by shops



tap on orange dot to put articles in cart
 tap on shop or category to hide articles in this section
 edit price and see the sum is calculated

o2-de 09:25 97%

Sort PDF [envelope icon] new list

price total view brand

supermarket 338.00 \$

	1.00	100.00	cheese	
	1.00	1.00	milk	
	1.00	100.00	parmesan	
	1.00	1.00	cream	
	1.00	1.00	butter	
	1.00	1.00	yeast	
	1.00	1.00	sweets	
	1.00	1.00	gummy bears	
	1.00	1.00	chocolate	

In Cart 22.00 \$

	1.00	1.00	bananas	
	1.00	1.00	bread	

360.00 \$

Shopping Articles Settings

tap on articles categories or on onlist to change the sortorder
tap on red or green button to put artikles on shoppinglist or remove them from the shoppinglist
tap on + to add an article



tap on the picture to change the image

tap on camera to take a photo

tap on photo library to select a photo from your own pictures

tap on categories button to change category

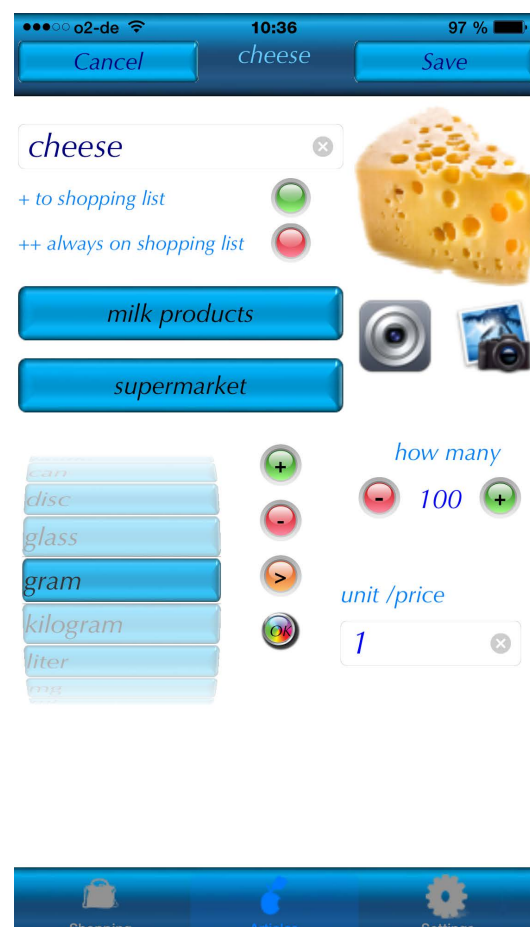
tap on shop button to change shop

tap on unit button to change unit

tap on + - > to add, remove or edit a unit

tap on + or - to increase or decrease the number

change unit per price for calculation normally 1, sometimes you must set this to 100, if you want the price for 100gr ham for example.













tap on a photo to select the one you want to associate with your article



turn around your iPhone in landscape and see more infos


Search Cancel













+ articles categories shop on list

	<i>zucchini</i>	<i>fruit / veggies</i>	<i>supermarket</i>	
	<i>yogurt</i>	<i>milk products</i>	<i>supermarket</i>	
	<i>yeast</i>	<i>refrigerator</i>	<i>supermarket</i>	
	<i>writing pad</i>	<i>writing materials</i>	<i>supermarket</i>	
	<i>wine</i>	<i>drinks</i>	<i>supermarket</i>	

You're Connected

Shopping Articles Settings

Sort PDF  new list

<i>number</i>	<i>article</i>	<i>brand</i>	<i>price</i>	<i>total</i>
<i>animal needs</i>				<i>8.00 \$</i>
	8   <i>can</i>	<i>cat food</i>	<i>Animonda</i>	<i>1.00</i>
<i>food</i>				<i>8.00</i>
	1   <i>can</i>	<i>coconut milk</i>		<i>1.00</i>
	4   <i>package</i>	<i>coffee</i>	<i>Nespresso</i>	<i>1.00</i>
<i>fruit / veggies</i>				<i>4.00</i>
	1   <i>piece</i>	<i>basil</i>		<i>1.00</i>

Shopping Articles Settings